

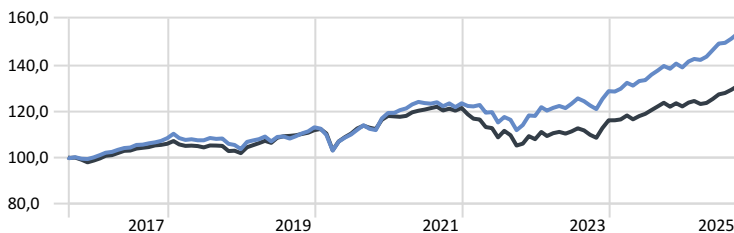
INVESTMENT OBJECTIVE

The primary investment objective of the portfolio is to provide capital protection with some growth over the medium to longterm, while reducing risk by diversifying among various asset classes. This portfolio has a flexible mandate which can invest in various regions, asset classes and currencies.

INVESTMENT GROWTH

Time Period: Since Common Inception (2016/08/25) to 2025/09/30

Currency: US Dollar

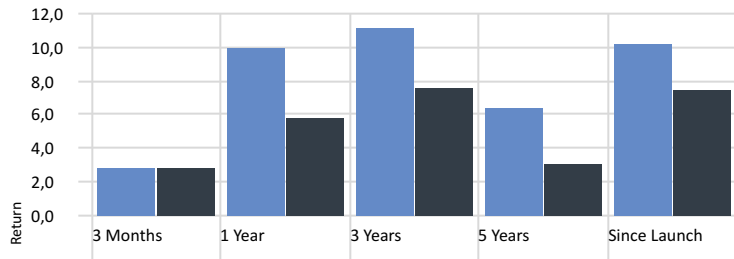


— Naviga Global Cautious Portfolio — EAA Fund USD Cautious Allocation

*All performance data before 2023/06/19 is based on backtested results, using actual holdings and performance figures of the underlying managers net of fees

RETURNS

Currency: US Dollar



■ Naviga Global Cautious Portfolio ■ EAA Fund USD Cautious Allocation

TRAILING RETURNS

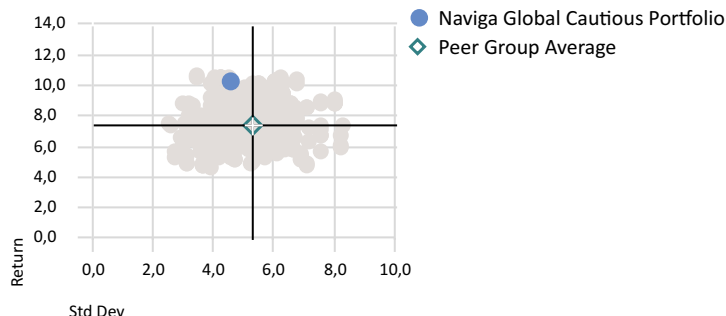
Currency: US Dollar

	3 Months	1 year	3 years	5 years	Since Launch
Naviga Global Cautious Portfolio	2,82	9,97	11,14	6,43	10,24
EAA Fund USD Cautious Allocation	2,80	5,81	7,62	3,07	7,49

RISK-REWARD

Time Period: 2023/07/01 to 2025/09/30

Peer Group (5-95%): Funds - Europe/Africa/Asia - USD Cautious Allocation Currency: US Dollar



Source: Morningstar Direct

PORTFOLIO INFORMATION

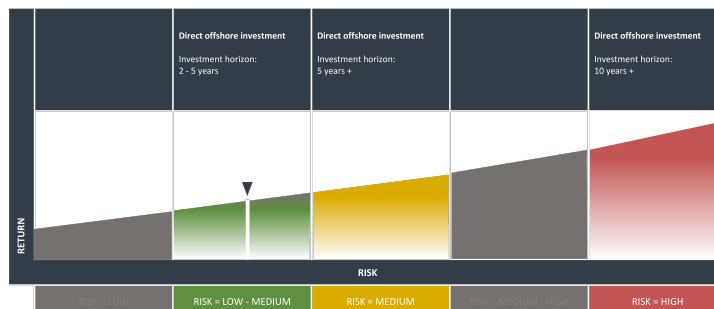
Portfolio manager:	Investment Committee
Launch date:	19 June 2023
Peer Group:	EAA OE USD Cautious Allocation
Regulation 28:	This portfolio is not managed in accordance with Regulation 28
Effective Annual Cost (EAC):	Refer to Linked Investment Service Provider

The Total Expense Ratio (TER) of the underlying funds, administration, and portfolio management fee may differ from platform to platform and can be obtained from the particular LISP's quote. A Schedule of fees, charges and maximum commissions are available on request.

INVESTMENT COMMITTEE

Dawie Roodt
Diaan Janse van Rensburg
Pierre de Klerk
Mitsie van der Westhuizen
Eben Louw

RISK PROFILE



LOW - MEDIUM

- Low-medium risk portfolios generally have lower levels of equity exposure, resulting in lower volatility compared to portfolios with higher equity exposure.
- Lower exposure to equity and other growth assets also lowers the probability of capital loss (permanent or temporary) compared to higher risk portfolios.
- However, the potential long-term investment returns from lower risk portfolios are expected to be lower than higher risk portfolios.

ROLLING 1 YEAR RETURN - EAA OE USD Cautious Allocation

Time Period: 2000/07/01 to 2025/09/30

Currency: US Dollar

Maximum 12 Month Return	21,80%
Minimum 12 Month Return	-21,26%

TOP 10 HOLDINGS

Ninety One GSF US Dollar Money A Acc USD	30,00
Coronation Global Strategic USD Inc P	15,00
Nedgroup Inv Funds Core Global C USD Acc	15,00
Ninety One GSF Glb Mang Inc A Acc USD	15,00
Orbis SICAV Global Cautious Shared Inv B	15,00
Coronation Global Managed P USD Acc	10,00

NAVIGA GLOBAL CAUTIOUS (USD)

MODEL PORTFOLIO INFORMATION DOCUMENT

DATE 2025/09/30

NAVIGA
SOLUTIONS

RETURN/RISK ANALYSIS

Time Period: Since Common Inception (2016/09/01) to 2025/09/30

Currency: US Dollar

Best Month	4,50%
Best Month End Date	2020/11/30
Worst Month	-6,17%
Worst Month End Date	2020/03/31
Sharpe Ratio	

MORNINGSTAR STYLE BOX

Portfolio Date: 2025/09/30

	Value	Blend	Growth
Large	18,8	30,7	21,2
	6,2	9,8	9,6
Mid			
Small	0,8	1,4	1,5

Market Cap	%
Market Cap Giant %	41,3
Market Cap Large %	29,3
Market Cap Mid %	25,7
Market Cap Small %	3,5
Market Cap Micro %	0,2

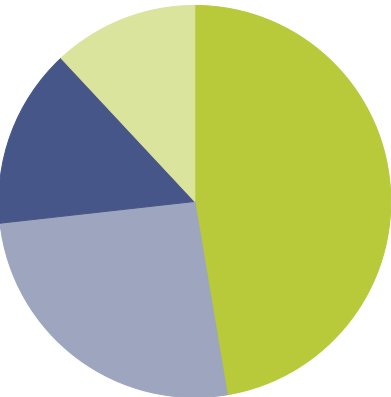
MONTHLY RETURNS

Currency: US Dollar

	Jan	Feb	Mar	Apr	May	Jun	Jul	Aug	Sep	Oct	Nov	Dec	Year
2025	1,84	0,77	-0,29	0,99	2,01	1,90	0,21	1,19	1,40				10,46
2024	-0,12	0,94	1,97	-0,91	1,50	0,31	1,77	1,32	1,42	-0,86	1,60	-1,16	8,00
2023	3,21	-1,22	1,00	0,66	-0,75	1,58	1,86	-0,98	-1,48	-1,27	3,58	2,72	9,07
2022	-0,95	-0,14	0,50	-2,69	0,18	-3,73	2,05	-1,02	-3,86	1,99	3,63	-0,17	-4,42
2021	0,02	0,99	0,64	1,42	0,87	-0,40	-0,21	0,49	-1,39	1,01	-1,34	1,38	3,51
2020	-0,53	-2,41	-6,17	3,80	1,59	1,23	1,87	1,76	-1,35	-0,50	4,50	2,04	5,49
2019	2,99	0,56	0,54	1,06	-1,93	1,80	0,18	-0,82	0,93	1,13	0,77	1,60	9,08
2018	1,75	-1,68	-0,75	0,27	-0,42	0,00	0,92	-0,35	0,16	-2,14	-0,46	-1,67	-4,35
2017	0,99	0,99	0,35	0,90	0,74	0,20	1,08	0,12	0,53	0,40	0,59	1,11	8,31
2016									0,45	-0,65	-0,16	0,75	

ASSET ALLOCATION

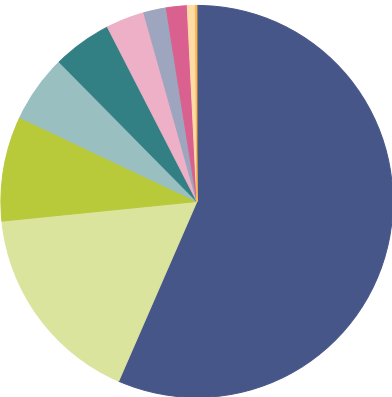
Portfolio Date: 2025/09/30



	%
Cash	47,3
Bond	25,9
Stock	14,8
Other	11,9
Total	100,0

EQUITY REGIONAL SECTORS

Portfolio Date: 2025/09/30



	%
North America	56,5
Europe dev	16,9
United Kingdom	8,6
Asia emrg	5,6
Asia dev	4,9
Japan	3,2
Latin America	1,9
Australasia	1,7
Africa/Middle East	0,7
Europe emrg	0,1
Total	100,0

DISCLAIMER

Managed by: Naviga Solutions. Authorised Financial Service Provider, FSP Number 381.

The fund allocation (above) indicates the model portfolio fund holdings, which are quantitatively and qualitatively assessed on a quarterly basis by the independent investment committee. Where any of the above funds are not available on any particular Linked Investment Service Provider (LISP) platform, an appropriately comparable replacement fund is selected by the investment committee. Due to the possible fund composition variations resulting from such comparable replacements, the actual overall asset allocation, fees and returns may differ across platforms. Periodic portfolio rebalancing is initiated by the investment committee to realign strategic allocations whilst taking specific account of the intended risk and return profiles of the portfolios as well as capital gains tax and cost effects. Past performance is not indicative of future performance. The capital or the return of a portfolio is not guaranteed. A wrap fund is a portfolio consisting of a number of underlying investments wrapped into a single product. Wrap funds are not legal CIS funds of funds as the wrap fund itself is not a collective investment portfolio, but is simply a collection of separate collective investment portfolios and money market accounts. With a wrap fund the investor has direct ownership of the underlying investments. Wrap funds are not regulated by the Collective Investment Schemes Control Act and do not have a separate legal status. They are regulated by the same legislation that applies to Linked Investment Services Providers (LISPs), namely the Stock Exchanges Control Act and the Financial Markets Control Act. Investors should take note that any changes made within a wrap fund can trigger capital gains tax.

This document should not be seen as an offer to purchase any specific product and is not to be construed as advice or guidance in any form whatsoever. Investors are encouraged to obtain independent professional investment and taxation advice before investing in the model portfolios.

The portfolio's performance numbers are based on a master portfolio tracked in the Morningstar Direct system. These performance numbers are net of all underlying managers TER's, but gross of the model portfolio management, LISP and advice fees. The Effective Annual Cost (EAC) can be obtained from the specific Linked Investment Service Provider (LISP).